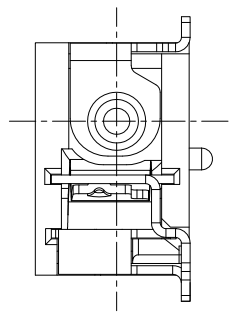
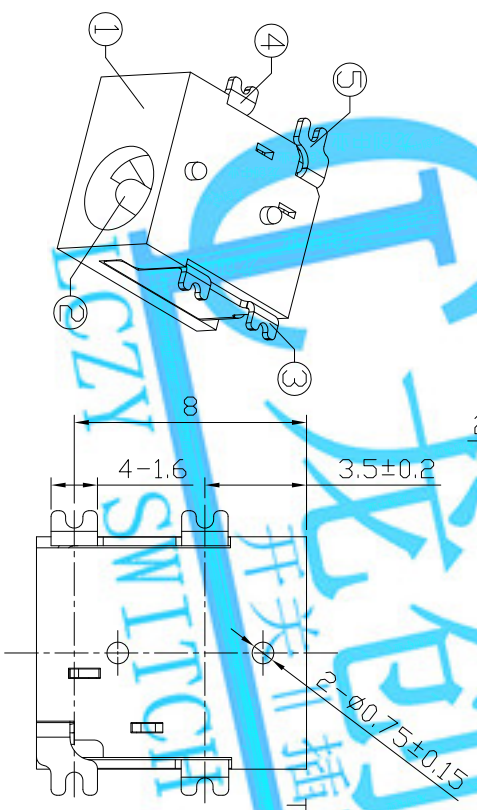
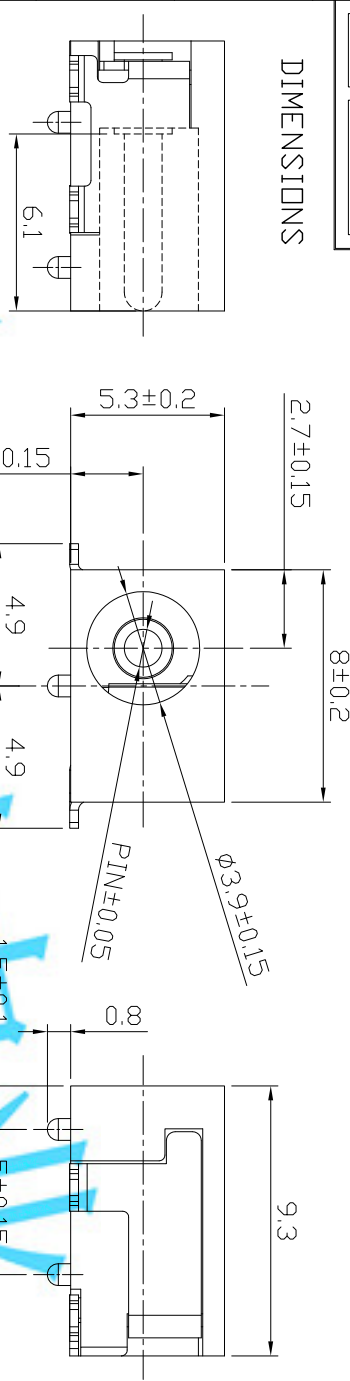
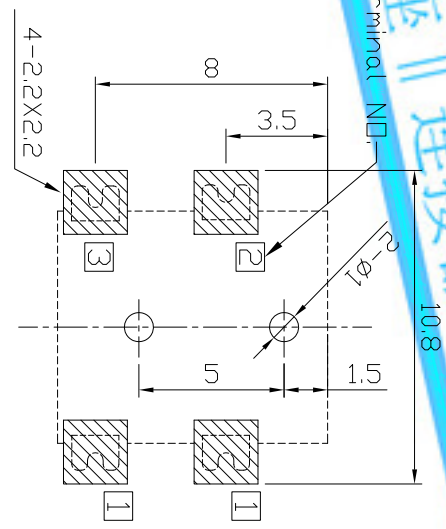


DIMENSIONS

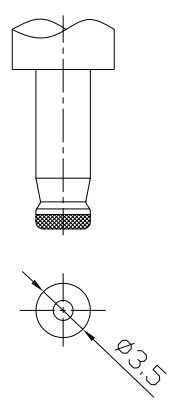
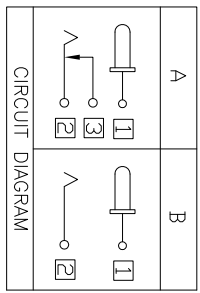


RECOMMENDED P.C.B. LAYOUT  
UNSPECIFIED TOLERANCE:±0.05  
(Copper-sided VIEW)



MODEL CODE:  
DCB0-00330- A □ 9T BK S 0 1  
(1) (2) (3)(4) (5) (6) (7)(8) (9)  
(1):Series type:SMD DC POWER JACK,  
(2):Series No.,  
(3):Schematic option: A,B  
(4):Center pin diameter:  
C=01.0, E=01.3  
(5):Material of housing:  
9T=PA9T(Standard)  
(6):Housing color:  
BK=Black  
(7):Terminal plating:  
S=Silver(Ag)  
(8):Special option:  
0=No special option  
(9):Packing mode:  
1=Reel packing

SPECIFICATION  
1.Rating : DC 18V 5A;  
2.Contact resistance: ≤30mΩ;  
After test: ≤50mΩ;  
3. Insulation resistance: ≥100MΩ (DC500V);  
After test: ≥50MΩ  
4. Withstand voltage: 500VAC ;  
5. Insertion and extraction force: 3-30N;  
6. Life test: 5,000 cycles;  
7. Operation temperature range:-20℃~70℃;  
8. Preservative temperature range:-40℃~85℃;



ITEM NO.		TERMINAL NO.	
⑤	Shunt terminal	③	Brass,0.3t
④	Tip spring	②	Phosphor bronze,0.3t
③	Center pin terminal	①	Brass,0.3t
②	Center pin	①	Brass
①	Housing	①	PA9T UL94V-0
ND.	PARTS	MATERIAL	Q'TY
FINISHING		Q'TY	
TOLERANCE		ANGLES	
±0.3		±2°	
MATERIAL		FINISH	
Silver plating		SEE NOTE	
Silver plating		SEE NOTE	
CuSn/Ni plating		SEE NOTE	
Q'TY		APPRO.	
1		1	
FINISHING		SCALE	
1		1:1	
Q'TY		REV.	
1		A	
APPRO.		CUSTOMER DRAWING	
1		1	