Process Capable

RoHS Compliant 2002/95/EC

REV.	ECN. NO.	APPD.

DIMENSIONS

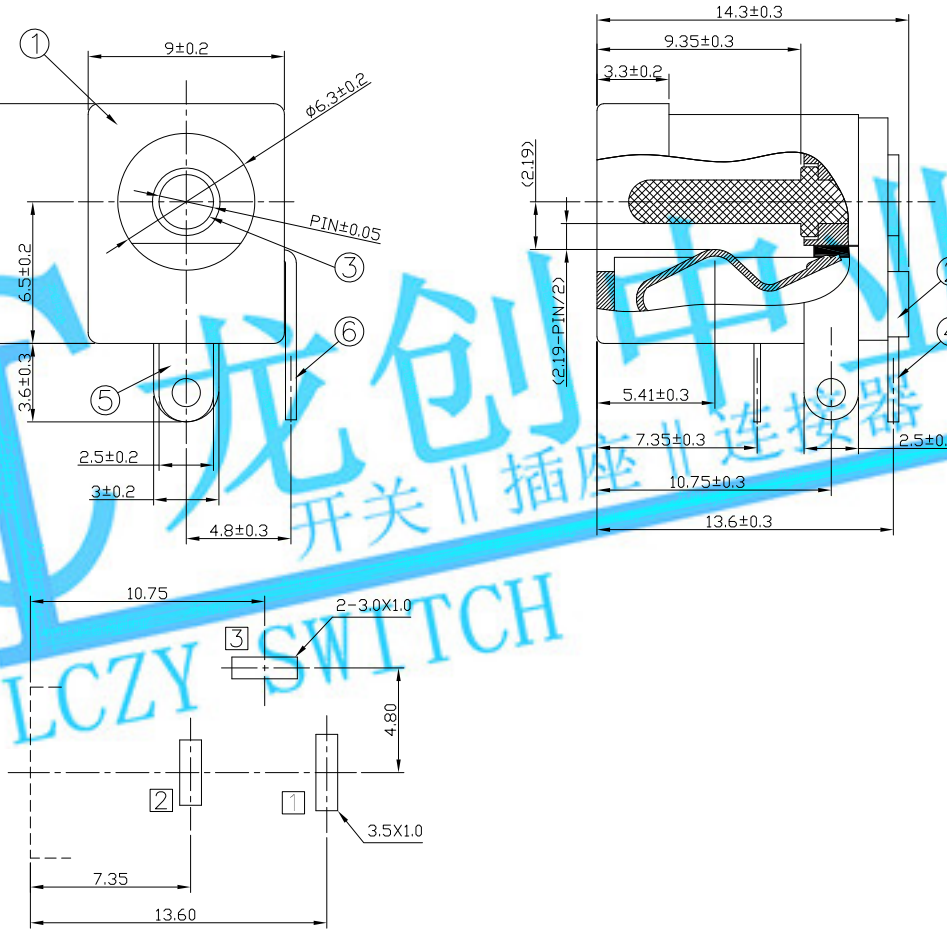

RECOMMENDED PCB LAYOUT
TOLERANCE:±0.05mm
(BOTTOM VIEW)

MODEL CODE:

DCB0-0005E- A □ PB BK T 0 4
(1) (2) (3)(4) (5) (6) (7)(8) (9)

(1):Series type:DIP DC POWER JACK.
(2):Series No.
(3):Schematic option: A , B
(4):Center pin diameter:
G=ø1.65 ,H=ø2.0 ,I=ø2.35 ,J=ø2.5
(5):Material of housing:
PB=PBT (Standard)
(6):Housing color:
BK=Black
(7):Terminal plating
T=Tin(Sn)
(8):Special option:
0=No special opion
(9):Packing mode:
4=Bag packing

Specification:
1.Rating : DC 48V/1.5A.
2.Contact resistance: ≤30mΩ
After test:≤50mΩ
3.Insulation resistance: ≥100MΩ (500VDC).
After test:≥50MΩ
4.Withstanding voltage: 500VAC.
5.Insertion and extraction force: 3N~30N.
6.Life test: 5000 cycles min.
7.Operation temperature range:-20℃~70℃.
8.Preservative temperature range:-40℃~85℃.

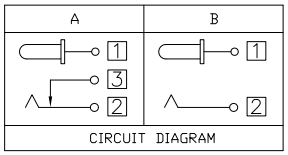

CIRCUIT DIAGRAM

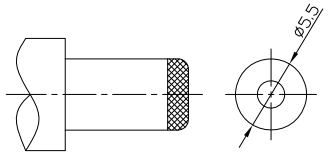

DC MATE PLUG

Model No.	G	H	I	J
CENTER PIN	ø1.65	ø2.0	ø2.35	ø2.5

○: ITEM NO. □: TERMINAL NO.

NO.	PARTS	MATERIAL	Q'TY	FINISHING
⑥	Shunt terminal 3	Brass t=0.5mm	1	Tin plating
⑤	Tip spring 2	Phosphor bronze t=0.3mm	1	Tin plating
④	Center pin terminal 1	Brass t=0.5mm	1	Tin plating
③	Center pin	Brass	1	Cusn Plating
②	Cover	PBT UL94V-0	1	Black
①	Housing	PBT UL94V-0	1	Black

TOLERANCE	ANGLES
±0.3	±2°

UNITS mm
MAT'L SEE NOTE
FINISH SEE NOTE
Q'TY

THESE DRAWINGS AND SPECIFICATIONS ARE THE PROPERTY OF ACCURATE INNOTECH INC AND SHALL NOT BE REPRODUCED, COPIED OR USED IN ANY MANNER WITHOUT THE PRIOR WRITTEN CONSENT OF ACCURATE INNOTECH INC.

LONGCHUANG ZHONGYE (HK)CO.,LIMITED

TITLE: DIP DC POWER JACK	PART NO.: DCB0-0005E
DR: Ricky 2019/03/06	DWG NO.: AB0-0005E
CHKD: Ricky 2019/03/06	
APPD:	

SCALE	SHEET	REV.	CUSTOMER DRAWING
1:1	1/1	A	

龙创中业 开关 插座 连接器 LCZY SWITCH