Pb Process Capable

RoHS Compliant 2002/95/EC

REV.	ECN. NO.	APPD.

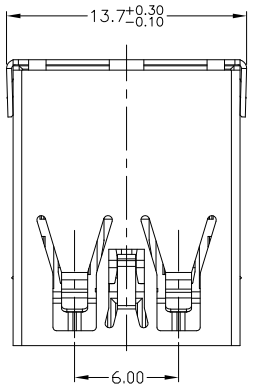

PIN NUMBER	SIGNAL NAME
1	VBUS
2	D-
3	D+
4	GND
5	STDA_SSRX-
6	STDA_SSRX+
7	GND_DRAIN
8	STDA_SSTX-
9	STDA_SSTX+
Shell	Shield

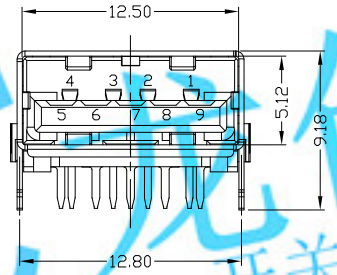

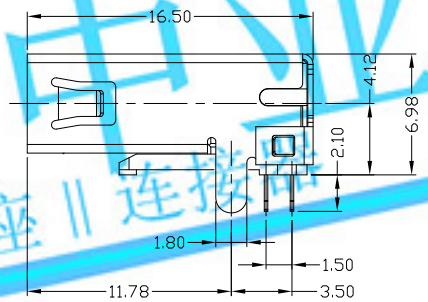

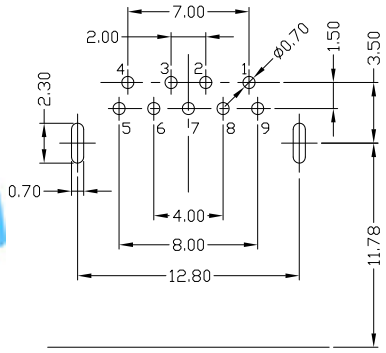

RECOMMENDED PCB LAYOUT

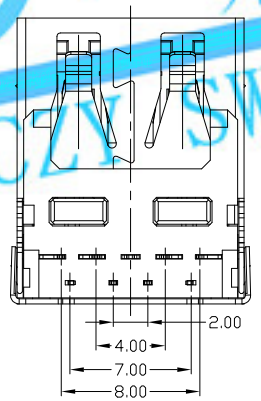

龙创中业 开关 | 插座 | 连接器 LCZY SWITCH

NOTES:

1. ELECTRICAL:
   1) CURRENT RATING:1.5AMP;
   2) INSULATION RESISTANCE: 100MΩ MIN;
   3) CONTACT RESISTANCE: 30mΩ MAX;
   4) WITHSTANDING VOLTAGE: 100V AC;
   5) OPERATING TEMPERATURE:-40°C ~ +85°C.
2. Mechanical:
   1) Mating Force: 35N MAX
   2) Unmating Force: 10N MIN.
3. DIMENSIONS MARKED "▼" TO BE CHECKED BY Q.C & IPQC.
4. PART NO.

USAF-09*N-4BLRC118

- 1:Au 1U"
- 5:Au 15U"
- 6:Au 30U"
- W:WHITE
- B:BLACK
- BL:BLUE
- 1:PBT
- 2:PA6T
- 3:PA9T
- 4:LCP

Bill of materials:

NO	PARTS	MATERIAL	QTY	FINISHING
3	SHELL	COPPER ALLOY	1	PLATED NICKEL
2	TERMINAL	COPPER ALLOY	9	PLATED GOLD/TIN
1	HOUSING	LCP+30%GF	1	UL94V-0

X. ±0.35	X.° ±2°
.X ±0.3	.X° ±1°
.XX ±0.25	.XX°
.XXX ±0.15	.XXX°

UNITS mm

MAT'L SEE NOTE

FINISH SEE NOTE

Q'TY

THESE DRAWINGS AND SPECIFICATIONS ARE THE PROPERTY OF ACCURATE INNOTECH INC AND SHALL NOT BE REPRODUCED, COPIED OR USED IN ANY MANNER WITHOUT THE PRIOR WRITTEN CONSENT OF ACCURATE INNOTECH INC.

LONGCHUANG ZHONGYE (HK)CO.,LIMITED

TITLE: USB 3.0 AF DIP 90度 反向 直脚 无卷边

PART NO.: USAF-09*N-4BLRC118

DR: gan 2016/08/30

CHKD: gan 2016/08/30

APPD:

DWG NO.: AII-RC118

SCALE	SHEET	REV.	CUSTOMER DRAWING
1:1	1/1	B	