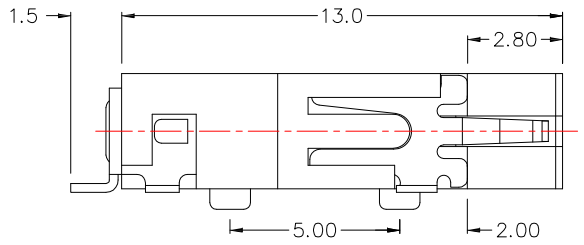

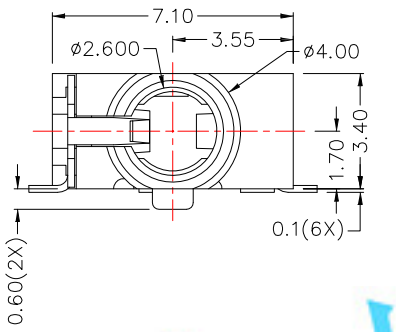

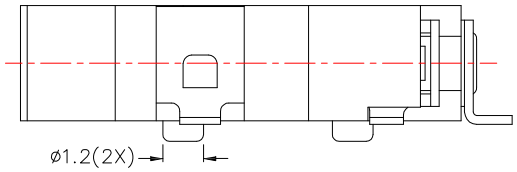

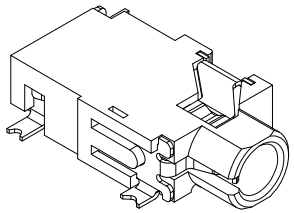

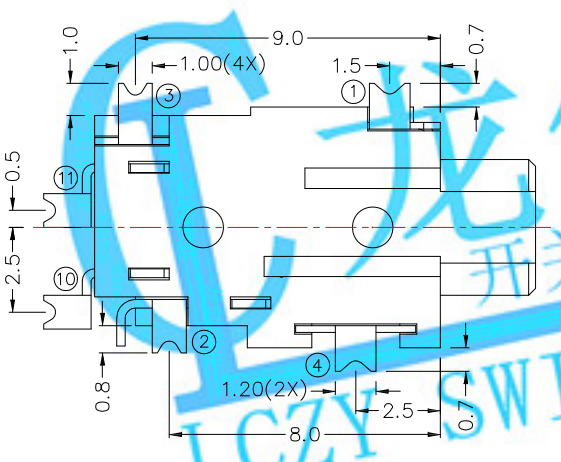

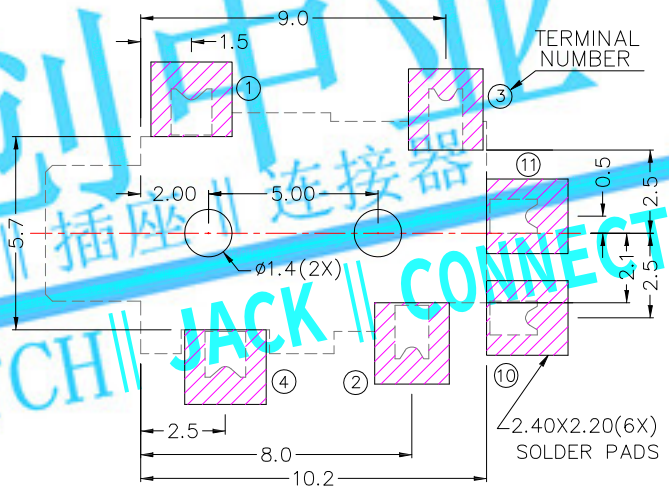

RECOMMENDED
SOLDER PAD LAYOUT

SPECIFICATION

1.Rating ：DC 12V 1.0A
2.Contact resistance：≤50mΩ
3.Insulation resistance：≥100MΩ
4.Withstand voltage：500VAC
5.Insertion and extraction force：3-30N
6.life test：5,000 cycles

✳MATERIAL

TERMINAL 1 :PHOSPHOR BRONZE
TERMINAL 2 :PHOSPHOR BRONZE
TERMINAL 3 :PHOSPHOR BRONZE
TERMINAL 4 :PHOSPHOR BRONZE
TERMINAL 10:BRASS
TERMINAL 11:BRASS
HOUSING :PA10T

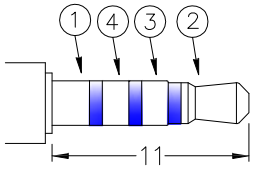

ø2.5 MATE PLUG

MODEL NO.	PJ-2796D	PJ-2795AD	PJ-2795BD	PJ-2795D	PJ-2794D
SCHEMATIC	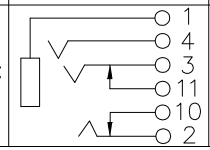	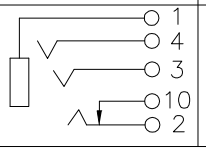	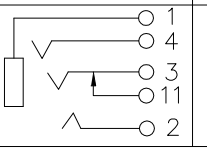	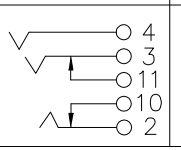	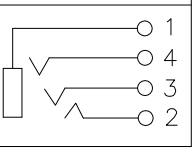

ITEM NO.	DESCRIPTION	DRAWN	DATE
2	更新材質	Jack	080916
1	新增SPEC	Jack	110415

LONGCHUANG ZHONGYE (HK)CO.,LIMITED

TOLERANCE UNLESS OTHERWISE STATED : Up to 5 ±0.2; Above 5 ~ 15 ±0.3; Above 15 ~ 30 ±0.4; Above 30 ~ 50 ±0.5; Angle ±0.3°

3RD. ANGEL'S

UNITS MM

DRAWN BY: Jack Lu	DATE 08/09/16	MAT'L	
CHECKED BY: Jacky Chen	DATE 08/09/16	FINISH	
APPROVED BY: Tony Kao	DATE 08/09/16	SCALE 1 : 1	SHEET NO. 1 of 1

TITLE	JACK		
MODLE	PHONE JACK		
DWG NO.	PJ-279xD	SIZE	A4
PART NO.	PJ-279xD	VER	A2

龙创中业
开关 插座 连接器
LCZY SWITCH JACK CONNECTOR