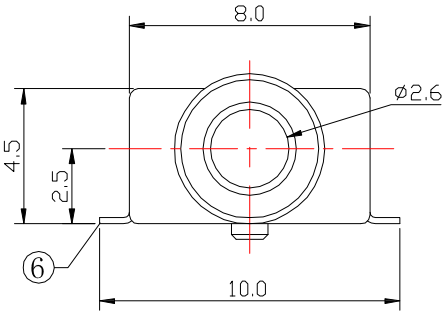

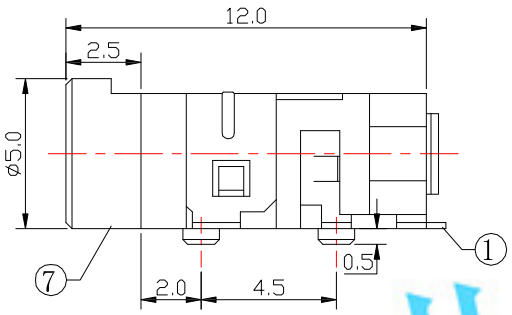

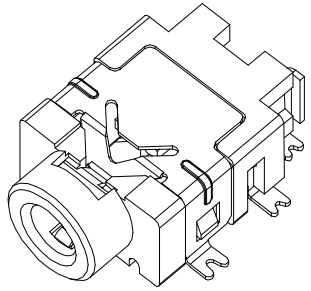

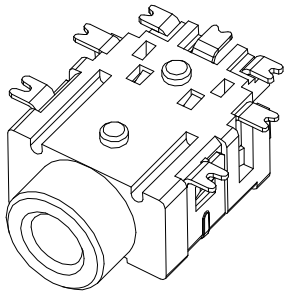

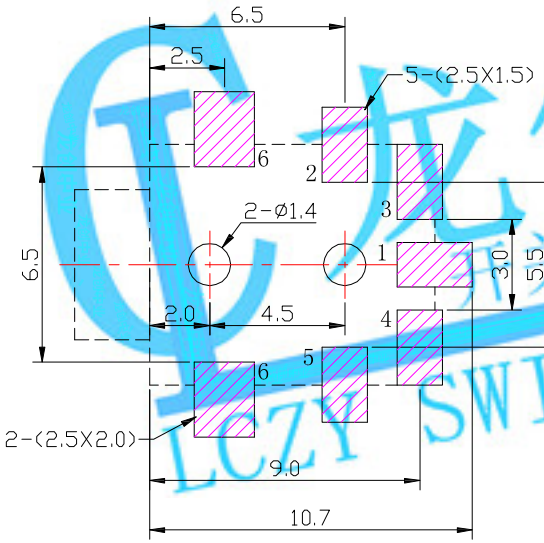

PCB LAYOUT MOUNTING PATTERN
TOP VIEW

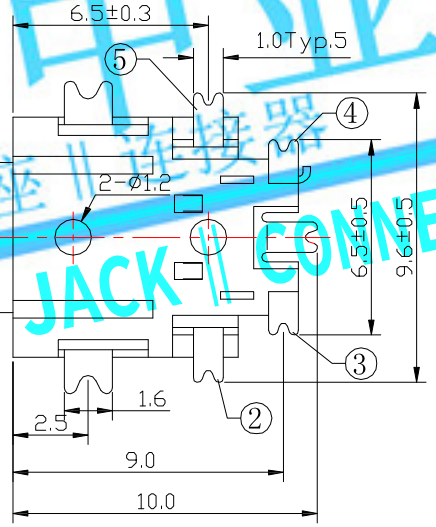

SCHEMATIC

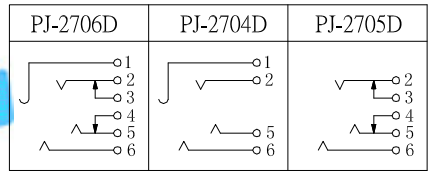

SPECIFICATION

1.Rating ：DC 30V , 1.0A
2.Contact resistance：≤30mΩ
3.Insulation resistance：≥100MΩ
4.Withstand voltage：500VAC
5.Insertion and extraction force：3-20N
6.life test：5,000 cycles

NO.	DESCRIPTION	QTY	MATERIAL	PLATING
⑦	HOUSING	1	PA9T	
⑥	6# CONTACT FOOT	1	PHOSPHOR BRONZE	Ag-Plating
⑤	5# CONTACT FOOT	1	SUS	Ag-Plating
④	4# CONTACT FOOT	1	BRASS	Ag-Plating
③	3# CONTACT FOOT	1	BRASS	Ag-Plating
②	2# CONTACT FOOT	1	SUS	Ag-Plating
①	1# CONTACT FOOT	1	SUS	Ag-Plating

ITEM NO.	DESCRIPTION	DRAWN	DATE
2	更新爲A0版	Jack	012417
1	更新電路選項	Jack	051616

LONGCHUANG ZHONGYE (HK)CO.,LIMITED

TOLERANCE UNLESS OTHERWISE STATED : Up to 5 ±0.2; Above 5 ~ 15 ±0.3; Above 15 ~ 30 ±0.4; Above 30 ~ 50 ±0.5; Angle ±0.3°

3RD. ANGEL'S | UNITS | MM

DRAWN BY: Jack Lu	DATE 01/24/17	MAT'L		TITLE	JACK
CHECKED BY: Jacky Chen	DATE 01/24/17	FINISH		MODLE	PHONE JACK
APPROVED BY: Tony Kao	DATE 01/24/17	SCALE	1 : 1	DWG NO.	PJ-270xD-S125
		SHEET NO.	1 of 1	PART NO.	PJ-270xD-S125

SIZE A4 | VER A0

LCZY SWITCH || JACK || CONNECTOR
龙创电业 || 开关 || 插座 || 连接器