Process Capable

RoHS Compliant 2002/95/EC

REV.	ECN. NO.	APPD.

DIMENSIONS

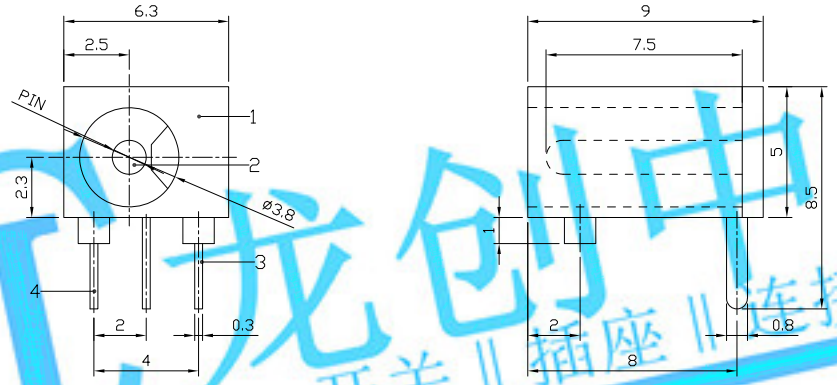

MODEL CODE:

DCE0-02130- A □ 66 BK S 0 4

(1) (2) (3)(4) (5) (6) (7)(8) (9)

(1):Series type:DIP DC POWER JACK.
(2):Series No.
(3):Schematic option: A
(4):Center pin diameter:
C=ø1.0 , E=ø1.3
(5):Material of housing:
66=PA66
(6):Housing color:
BK=Black
(7):Terminal plating
S=Silver(Ag)
(8):Special option:
0=No special option
(9):Packing mode:
4=Bag packing

Specification:
1.Rating :DC 30V 0.3A.
2.Contact resistance :≤100mΩ.
3.Insulation resistance :≥100MΩ (500VDC).
4.Withstanding voltage: 500VAC .
5.Insertion and extraction force: 0.3~3Kgs.
6.life test: 5000cycles min.
7.Operation temperature range:-25°C~85°C

龙创中业
开关 || 插座 || 连接器
LCZY SWITCH

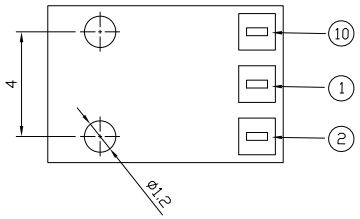

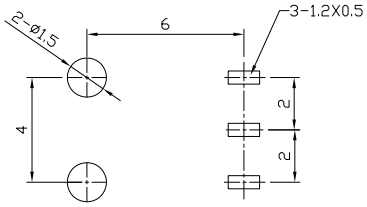

P.C.B LAYOUT

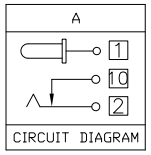

CIRCUIT DIAGRAM

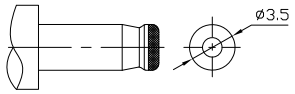

DC MATE PLUG

Model No.	C	E
CENTER PIN	ø1.0	ø1.3

Bill of materials:

NO.	PARTS	MATERIAL	Q'TY	FINISHING
5	COVER	NYLON	1	BLACK
4	TERMINAL	BRASS	1	Ag PLATED
3	TERMINAL	BRASS	1	Ag PLATED
2	PLUG PIN	BRASS	1	Ag PLATED
1	CASE	NYLON	1	BLACK

GENERAL TOLERANCE
WITHIN 1.5mm±0.1mm
OVER 1.5mm±0.2mm

THESE DRAWINGS AND SPECIFICATIONS ARE THE PROPERTY OF ACCURATE INNOTECH INC AND SHALL NOT BE REPRODUCED, COPIED OR USED IN ANY MANNER WITHOUT THE PRIOR WRITTEN CONSENT OF ACCURATE INNOTECH INC.

UNITS mm
MAT'L SEE NOTE
FINISH SEE NOTE
Q'TY

龙创中业电子科技（东莞）有限公司

TITLE: DIP DC POWER JACK		PART NO.: DCE0-02130	
DR: Ricky 2019/03/19		DWG NO.: AZJ-02130	
CHKD: Ricky 2019/03/19			
APPD:	SCALE 1:1	SHEET 1/1	REV. A	CUSTOMER DRAWING