REV.	ECN. NO.	APPD.

Process Capable

RoHS Compliant 2002/95/EC

IP-54

DIMENSIONS

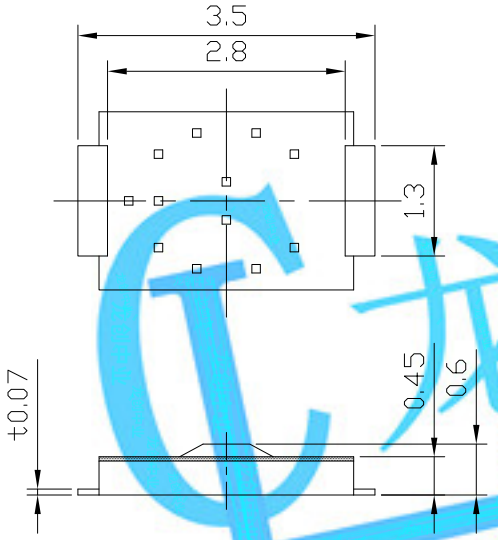

CIRCUIT DIAGRAM

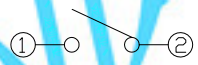

PRODUCT IMAGE



龙创中业
开关 || 插座 || 连接器
LCZY SWITCH

P.C.B MOUNTING PATTERN DIMENSION

The following soldering patterns are recommended for reflow soldering

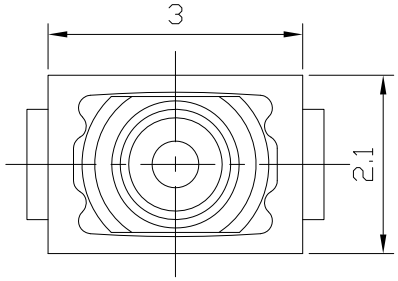

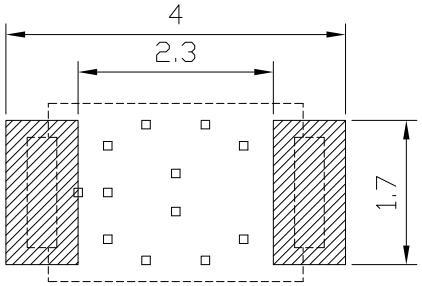

ELECTRO-MECHANICAL CHARACTERISTICS

Refer to additional specifications

Rating	DC 12V 50mA
Contact Resistance	500mΩ Max.
Travel	0.15 ± 0.1mm
Operating Force	200±50gf
Operating Life(cycles)	100,000

.X ±0.3	X. ±2°	UNITS mm	LONGCHUANG ZHONGYE (HK)CO.,LIMITED
		MAT'L SEE NOTE	TITLE: TACT SWITCH / PART NO.: AT-1123 SERIES
		FINISH SEE NOTE	DR: Ricky 2017/04/06 / DWG NO.: ASI-1123
		Q'TY	CHKD: Ricky 2017/04/06
			APPD:

SCALE 1:1 | SHEET 1/1 | REV. A | CUSTOMER DRAWING

THESE DRAWINGS AND SPECIFICATIONS ARE THE PROPERTY OF ACCURATE INNOTECH INC AND SHALL NOT BE REPRODUCED, COPIED OR USED IN ANY MANNER WITHOUT THE PRIOR WRITTEN CONSENT OF ACCURATE INNOTECH INC.