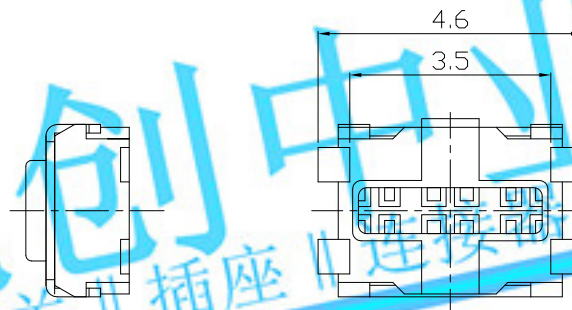
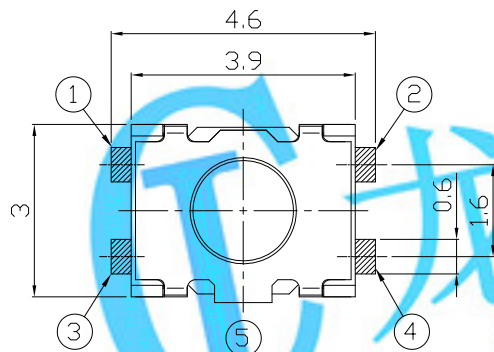




RoHS
Compliant
2002/95/EC

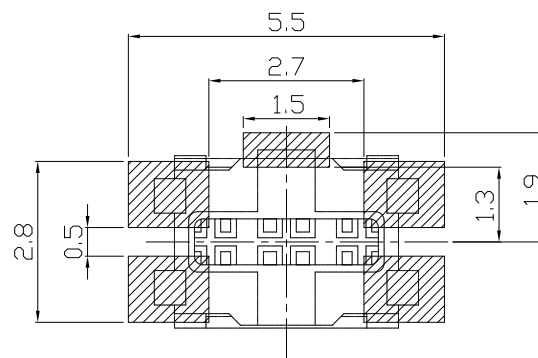
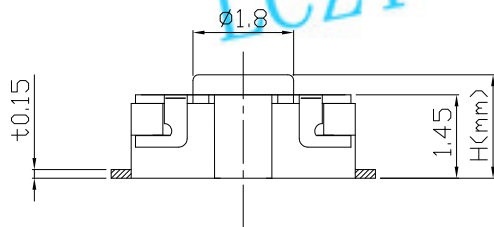
REV.	ECN.	NO.	APPD.

DIMENSIONS




P.C.B MOUNTING PATTERN DIMENSION

The following soldering patterns are recommended for reflow soldering



PRODUCT IMAGE

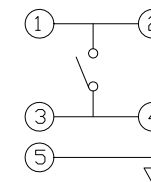


MODEL CODE

AT-1185BP1-G-

	H
A	1.8
B	2.0

CIRCUIT DIAGRAM



ELECTRO-MECHANICAL CHARACTERISTICS

Refer to additional specifications

Rating	DC 12V 50mA	
Contact Resistance	100mΩ Max.	
Travel	0.2 ± 0.1mm	
Operating Force	160±30gf	250±50gf
Operating Life(cycles)	100,000	

.X ±0.3

X. ±2°

UNITS

mm

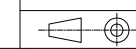
MAT'L

SEE NOTE

FINISH

SEE NOTE

Q'TY



THESE DRAWINGS AND SPECIFICATIONS ARE THE PROPERTY OF ACCURATE INNOTECH INC AND SHALL NOT BE REPRODUCED, COPIED OR USED IN ANY MANNER WITHOUT THE PRIOR WRITTEN CONSENT OF ACCURATE INNOTECH INC.

LONGCHUANG ZHONGYE (HK)CO.,LIMITED

TITLE:

TACT SWITCH

DR:

Ricky 2014/03/31

CHKD:

Ricky 2014/03/31

APPD:

PART NO.:

AT-1185BP1-G SERIES

DWG NO.:

ASI-1185BP1-G

SCALE

1:1

SHEET

1/1

REV.

A

CUSTOMER

DRAWING