

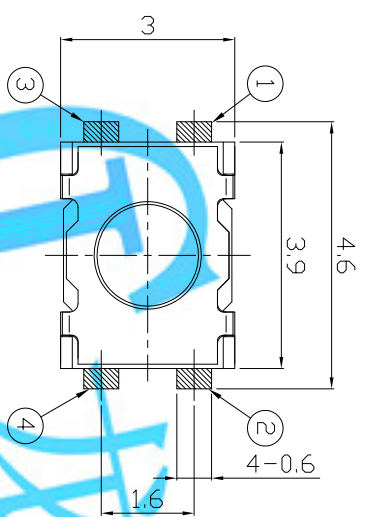
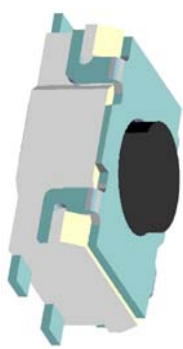
DIMENSIONS

PRODUCT IMAGE

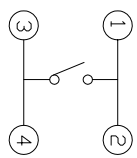
MODEL CODE

AT-1185BP1-

	H
A	1.8
B	2.0



CIRCUIT DIAGRAM

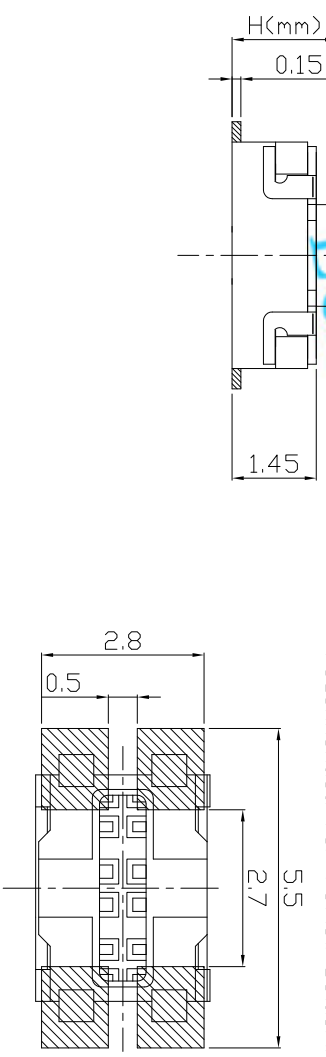


P.C.B MOUNTING PATTERN DIMENSION

The following soldering patterns are recommended for reflow soldering

ELECTRO-MECHANICAL CHARACTERISTICS

Refer to additional specifications



Rating	DC 12V 50mA	
Contact Resistance	100mΩ Max.	
Travel	0.2 ± 0.1mm	
Operating Force	160±30gf	250±50gf
Operating Life(cycles)	100,000	

X. ±0.3		X. ±2'		UNITS		mm	
				MAT'L		SEE NOTE	
				FINISH		SEE NOTE	
				Q'TY		APPD:	
						1:1	
						A	
						CUSTOMER DRAWING	

LONGCHUANG ZHONGYE (HK)CO.,LIMITED

TITLE: TACT SWITCH

DR: *Sticky* 2014/03/31

CHKD: *Sticky* 2014/03/31

APPD:

PART NO.: AT-1185BP1 SERIES

DWG NO.: ASI-1185BP1

SCALE: 1:1

SHEET: 1/1

REV: A